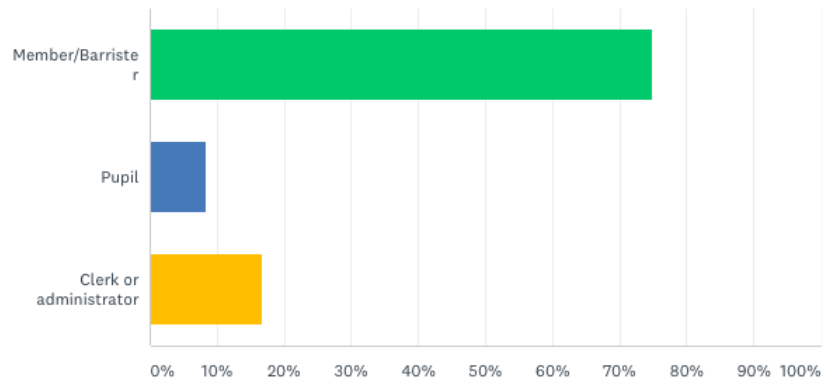


## Equality and Diversity Statistics – June 2020

Q1

### What is your job role?

Answered: 24 Skipped: 0



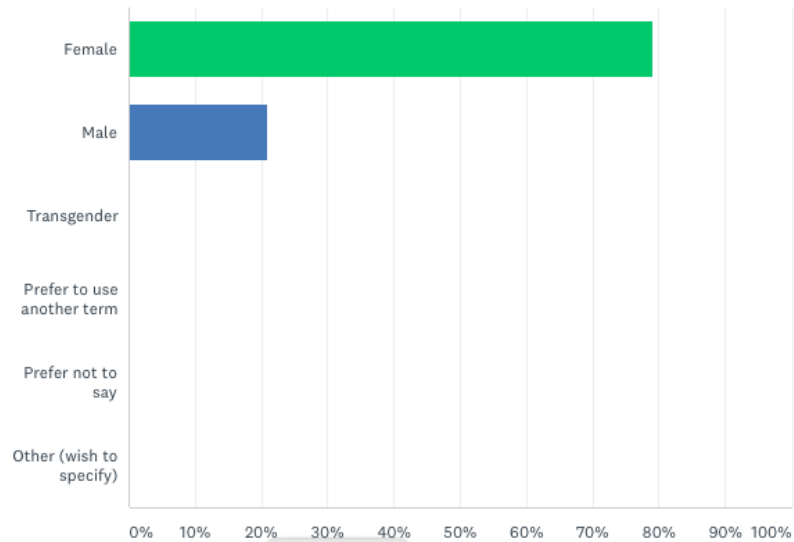
ANSWER CHOICES	RESPONSES
▼ Member/Barrister	75.00% 18
▼ Pupil	8.33% 2
▼ Clerk or administrator	16.67% 4

Screenshot

Q2

### How do you describe your gender identity?

Answered: 24 Skipped: 0



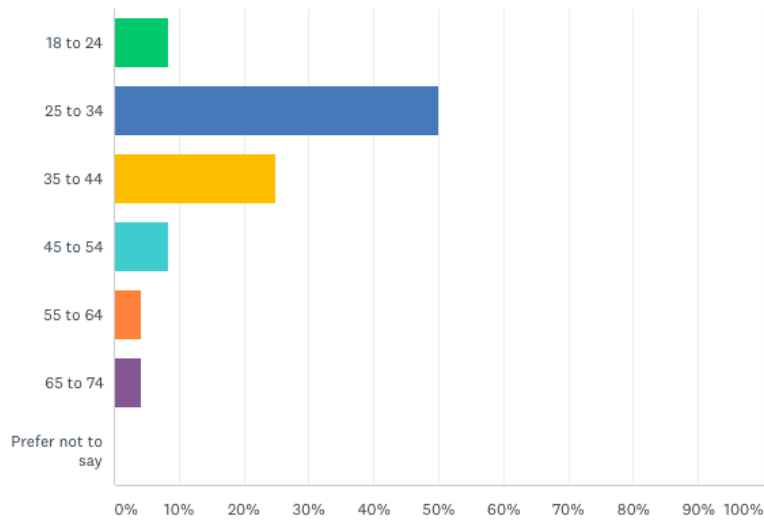
Screenshot

ANSWER CHOICES	RESPONSES
Female	79.17% 19
Male	20.83% 5
Transgender	0.00% 0
Prefer to use another term	0.00% 0
Prefer not to say	0.00% 0
Other (wish to specify)	0.00% 0
<b>TOTAL</b>	<b>24</b>

Q3

### What is your age?

Answered: 24 Skipped: 0

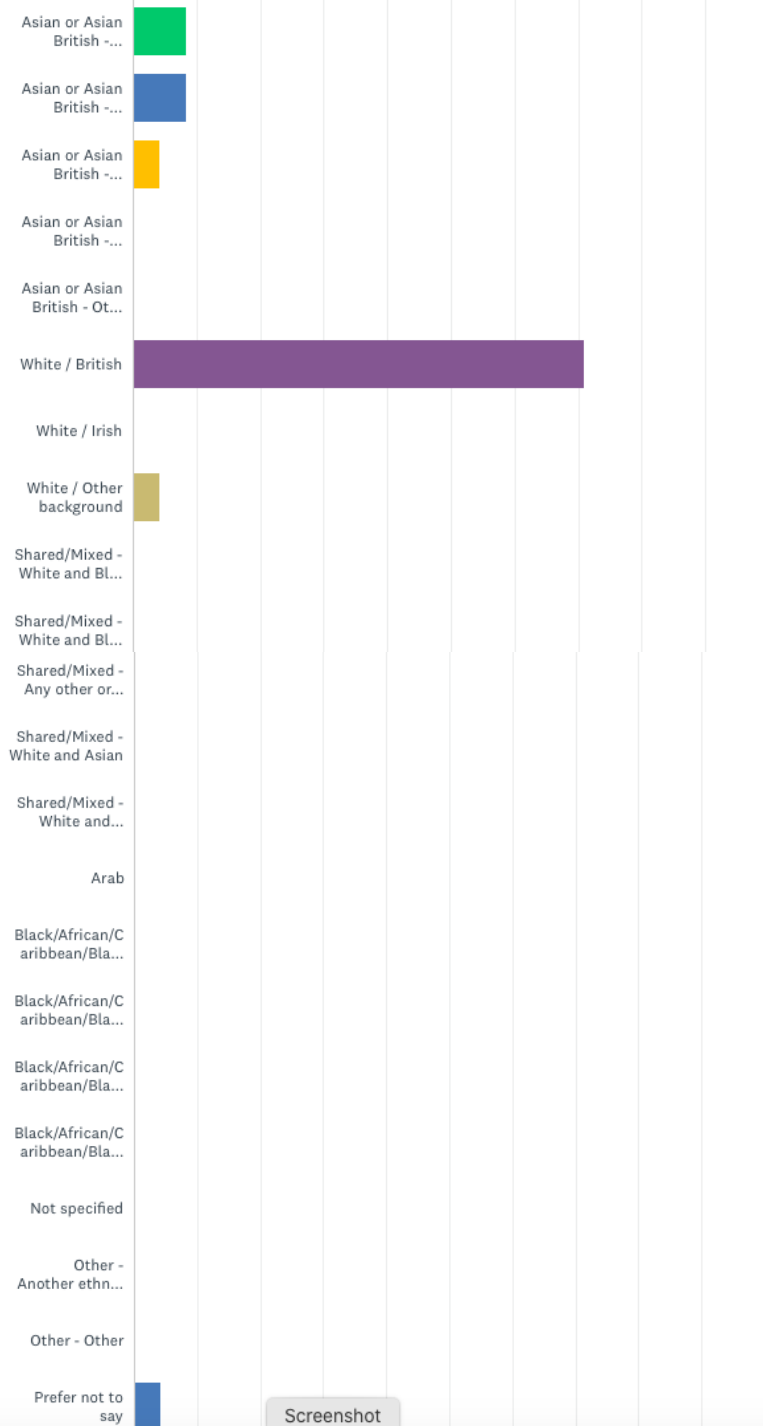


ANSWER CHOICES	RESPONSES
18 to 24	8.33% 2
25 to 34	50.00% 12
35 to 44	25.00% 6
45 to 54	8.33% 2
55 to 64	4.17% 1
65 to 74	4.17% 1
Prefer not to say	0.00% 0
<b>TOTAL</b>	<b>24</b>

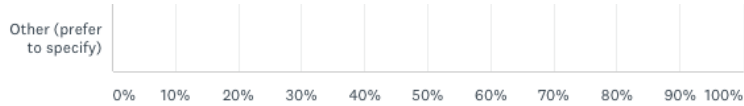
Q4

## How do you describe your ethnicity or heritage?

Answered: 24 Skipped: 0



Screenshot

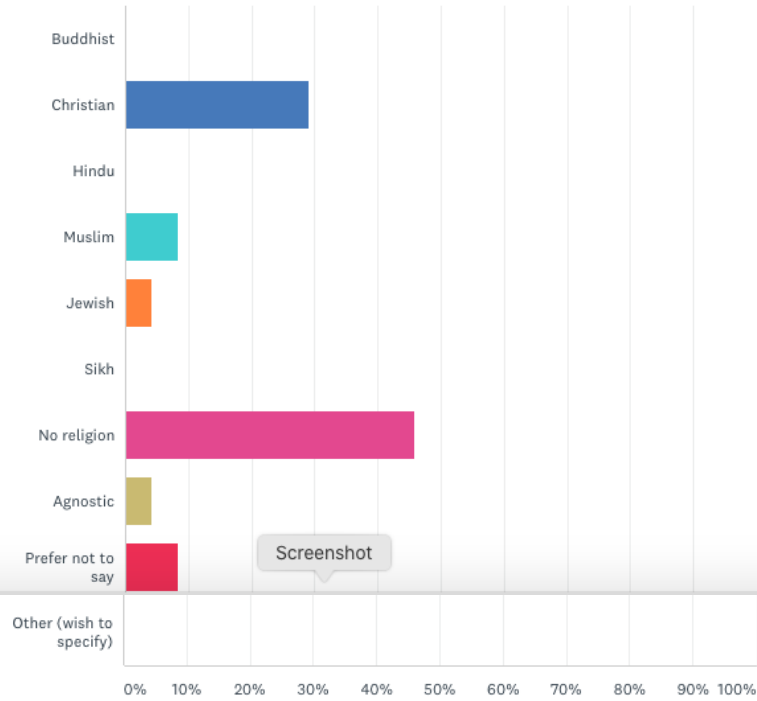


ANSWER CHOICES	RESPONSES
▼ Asian or Asian British - Chinese	8.33% 2
▼ Asian or Asian British - Indian	8.33% 2
▼ Asian or Asian British - Pakistani	4.17% 1
▼ Asian or Asian British - Bangladeshi	0.00% 0
▼ Asian or Asian British - Other background	0.00% 0
▼ White / British	70.83% 17
▼ White / Irish	0.00% 0
▼ White / Other background	4.17% 1
▼ Shared/Mixed - White and Black Caribbean	0.00% 0
▼ Shared/Mixed - White and Black African	0.00% 0
▼ Shared/Mixed - Any other or multiple others	0.00% 0
▼ Shared/Mixed - White and Asian	0.00% 0
▼ Shared/Mixed - White and Chinese	0.00% 0
▼ Arab	0.00% 0
▼ Black/African/Caribbean/Black British - African	0.00% 0
▼ Shared/Mixed - White and Black African	0.00% 0
▼ Shared/Mixed - Any other or multiple others	0.00% 0
▼ Shared/Mixed - White and Asian	0.00% 0
▼ Shared/Mixed - White and Chinese	0.00% 0
▼ Arab	0.00% 0
▼ Black/African/Caribbean/Black British - African	0.00% 0
▼ Black/African/Caribbean/Black British - Caribbean	0.00% 0
▼ Black/African/Caribbean/Black British - Black British	0.00% 0
▼ Black/African/Caribbean/Black British - Any other background	0.00% 0
▼ Not specified	0.00% 0
▼ Other - Another ethnic group	0.00% 0
▼ Other - Other	0.00% 0
▼ Prefer not to say	4.17% 1
▼ Other (prefer to specify)	0.00% 0
<b>TOTAL</b>	<b>24</b>

Q5

## How do you describe your faith or religious identity?

Answered: 24 Skipped: 0

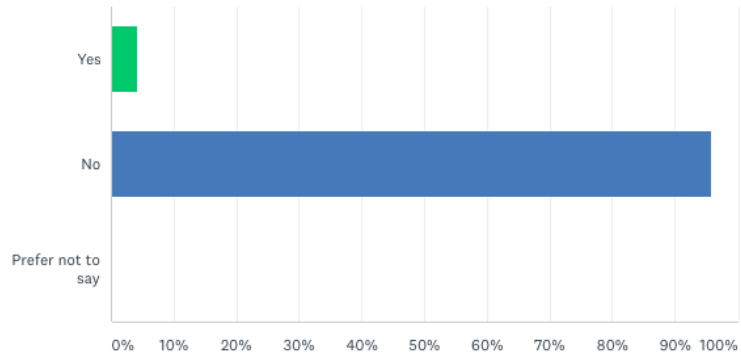


ANSWER CHOICES	RESPONSES
▼ Buddhist	0.00% 0
▼ Christian	29.17% 7
▼ Hindu	0.00% 0
▼ Muslim	8.33% 2
▼ Jewish	4.17% 1
▼ Sikh	0.00% 0
▼ No religion	45.83% 11
▼ Agnostic	4.17% 1
▼ Prefer not to say	8.33% 2
▼ Other (wish to specify)	<a href="#">Responses</a> 0.00% 0
<b>Total Respondents: 24</b>	

Q6

### Do you consider yourself to be disabled?

Answered: 24 Skipped: 0



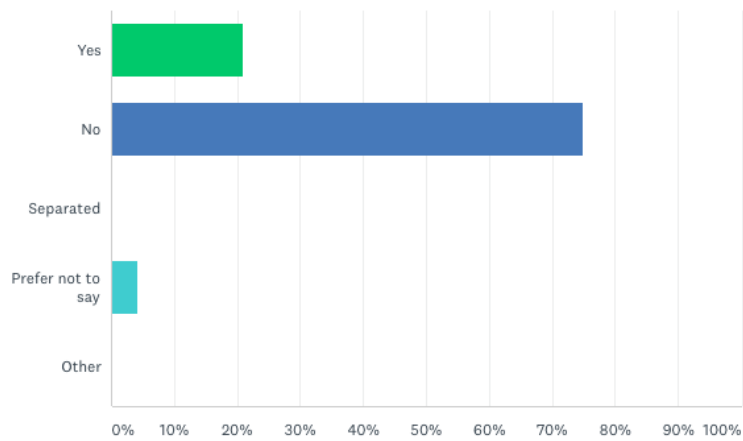
ANSWER CHOICES	RESPONSES
▼ Yes	4.17% 1
▼ No	95.83% 23
▼ Prefer not to say	0.00% 0
<b>TOTAL</b>	<b>24</b>

Screenshot

Q7

### Are you married or in a civil partnership?

Answered: 24 Skipped: 0

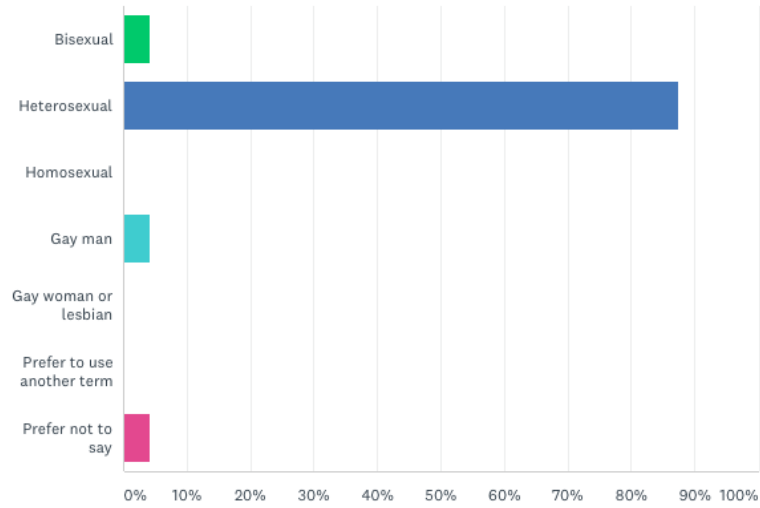


ANSWER CHOICES	RESPONSES
▼ Yes	20.83% 5
▼ No	75.00% 18
▼ Separated	0.00% 0
▼ Prefer not to say	4.17% 1
▼ Other	0.00% 0
<b>TOTAL</b>	<b>24</b>

Q8

### How do you describe your sexuality?

Answered: 24 Skipped: 0

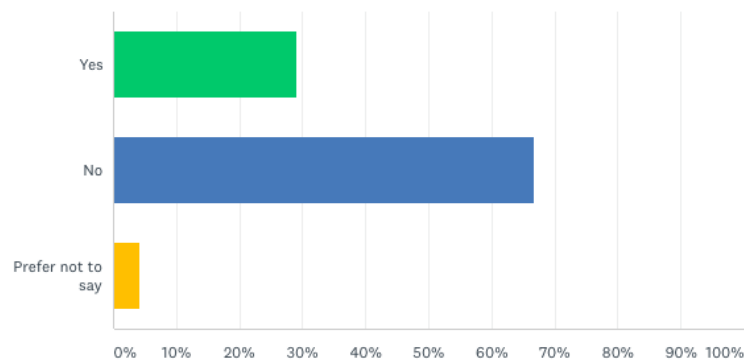


ANSWER CHOICES	RESPONSES
▼ Bisexual	4.17% 1
▼ Heterosexual	87.50% 21
▼ Homosexual	0.00% 0
▼ Gay man	4.17% 1
▼ Gay woman or lesbian	0.00% 0
▼ Prefer to use another term	0.00% 0
▼ Prefer not to say	4.17% 1
<b>TOTAL</b>	<b>24</b>

Q9

### Do you have children?

Answered: 24 Skipped: 0



ANSWER CHOICES	RESPONSES
▼ Yes	29.17% 7
▼ No	66.67% 16
▼ Prefer not to say	4.17% 1
<b>TOTAL</b>	<b>24</b>